

# CAT Products, Inc

## Technical Service Bulletin

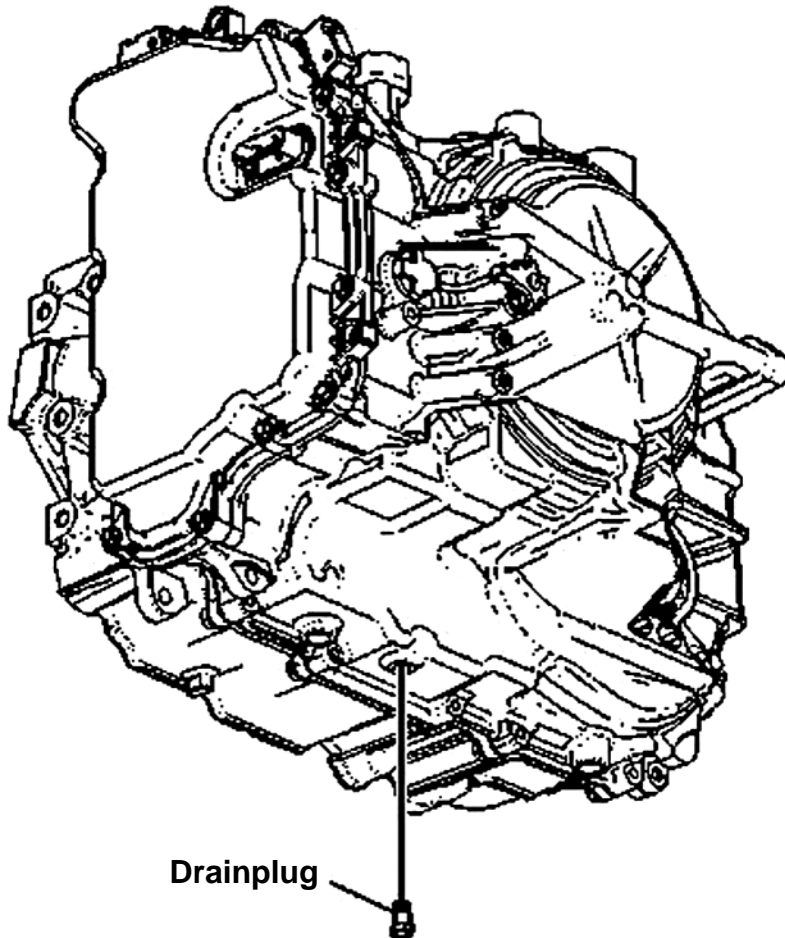
Bulletin #: 0060  
Manufacturer: GM  
Vehicle: 2007-on without Dipstick  
Service: Transmission Service

### 6T40E/6T45E Fluid Level Check

The 6T40E and 6T45E are 6-speed, front wheel drive transaxles used since 2007. These transaxles don't use a dipstick, so there's a special procedure for checking the fluid level.

These transaxles include a thermal element, called a Fluid Level Control Valve. It's designed to keep fluid out of the sump and up inside the transmission to provide adequate fluid to the working parts.

This is important, because it means that, if you remove the drainplug while the unit is hot, most of the oil won't be down in the sump. To drain off more of the fluid, always drain the unit while it's cold, so the additional fluid is down in the sump.



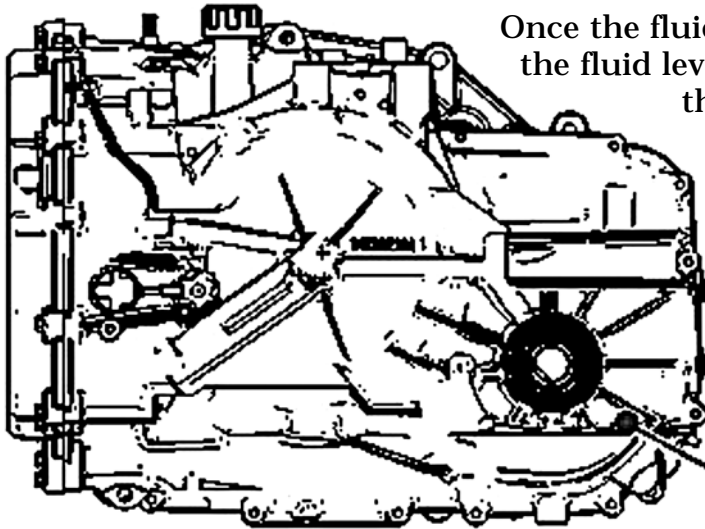
  
**Run-Rite**

# Technical Service Bulletin (continued)

---

To check the fluid level, you have to:

- Park the vehicle on level ground.
- Bring the transmission to 185° to 205°F (85° to 95°C). To check the fluid temperature, use a scan tool or the vehicle's driver information center display.



Once the fluid is at the proper temperature, remove the fluid level plug as shown; it's usually right near the axle opening.

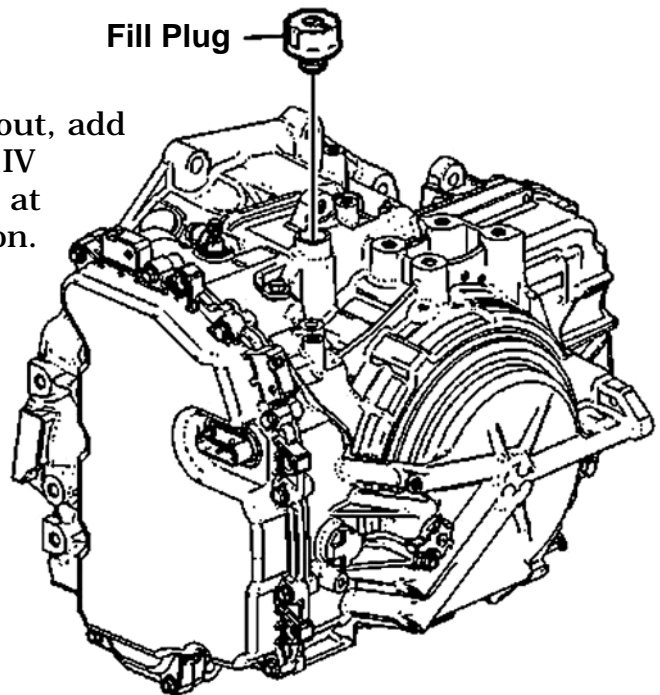
When the fluid's at the right level, it should begin to trickle out.

If the fluid pours out, either the fluid level control valve isn't working, or the fluid's overfull. Check and repair as necessary.

Fluid Level Plug

If the fluid isn't trickling out, add Shift-Rite SLV or Dexron IV fluid through the fill plug at the top of the transmission.

Once you have the fluid level correct, replace the plugs.



Fill Plug